

MATERIALS WEEK EUROPE



The next speaker is...

Maarten de Reij

CEO

Cargoplot

cargoplot

Your global supply chain as an edge when the world is in chaos


Scan below for
Conference Agenda





Roughly 90% of everything you own
has been on a ship at some point

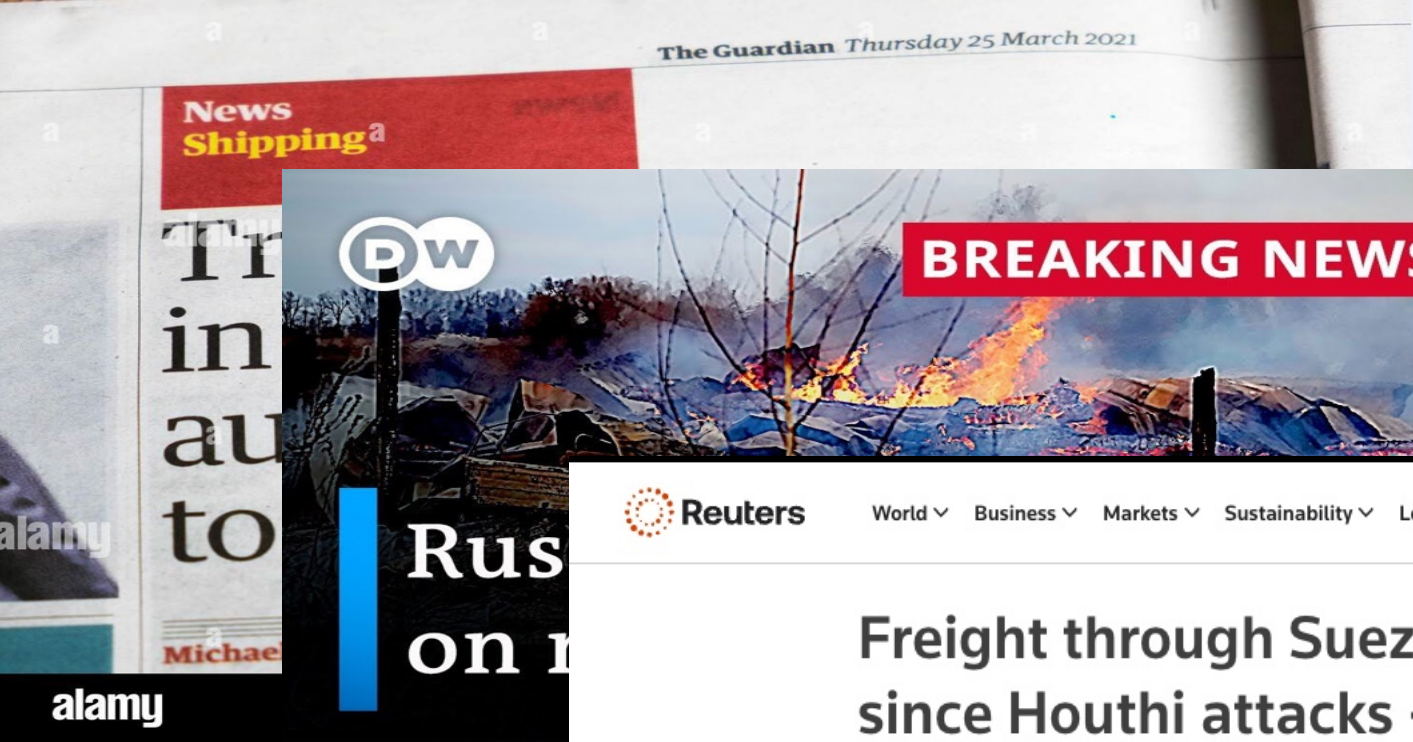
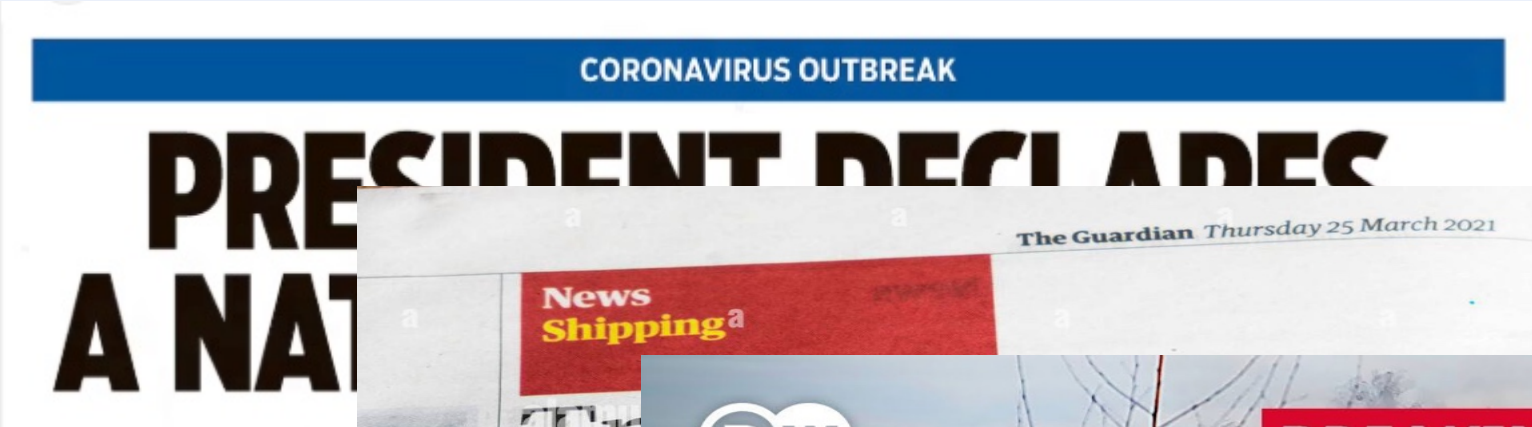






Impact: \$10 billion worth of goods
stuck, per day

The World Since 2020



Reuters World Business Markets Sustainability Legal Commentary Technology Investigations
Freight through Suez Canal down 45% since Houthi attacks - UNCTAD
By Philip Blenkinsop
January 26, 2024 9:56 AM GMT+1 · Updated January 26, 2024

Shanghai → Europe | Container Freight Rate (USD / 40ft)



The Chaos Isn't Over

Giant ship owner starts to cautiously resume navigation. when will the Red Sea route for

'Trump hails Greenland deal' and 'All I want is a nice fiscal'

22 January 2025

Taiwan 'will not escalate, but will not yield' to Chinese intimidation

Lin Chia-lung says Beijing's 'authoritarian'

U.S. Military Moves Into Place for Possible Strikes in Iran

President Trump has given no indication that he has made a decision about how to proceed, as diplomatic talks continue.



Luckily, you are far from powerless



About me



Maarten de Reij

CEO of Cargoplot

Helping companies navigate treacherous supply chains since 2020



What we'll cover



How to build a more resilient supply chain



What works when the unexpected hits



How to anticipate disruptions before they hit



Step 1:

Analyse your Supply Chain

Track origin of all input materials for production processes

Determine logistics choke points and geopolitical risks



Step 2:

Diversify Sourcing

China + 1 is often still too China dependent

Find suppliers, and build relationships before you need them



Step 3:

Near Shoring, Friend Shoring

Be realistic!

Consider volumes, quality, prices and routes



Step 4:

Move Beyond '*Just in Time*'

Efficiency vs. Resilience

Shocks turn *just in time*
to *just too late*



Step 5:













Gain Real Visibility

Port Data

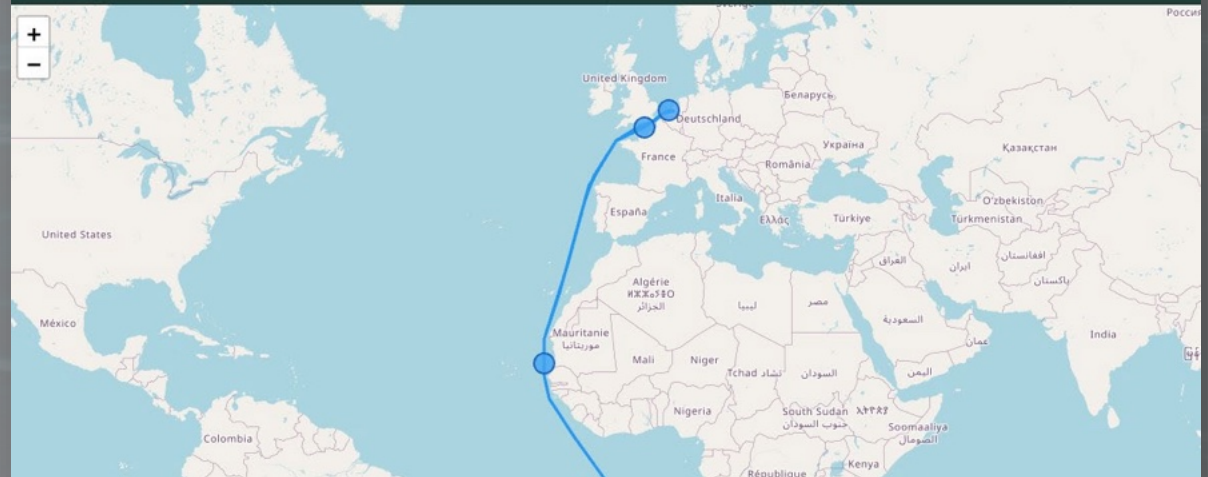
Carrier Data

Expected Delays

Arrivals

	 C479-XDS2 Hubspot test ETA: 17 Feb <small>5 days ago</small>	 2 open tasks
	 C53L-DDS3 Price check ETA: 17 Feb <small>5 days ago</small>	 2 open tasks
	 C53I-XDS7 Intro cargoplotters for you ETA: 23 Feb <small>tomorrow</small>	 2 open tasks
	 C55F-XDS5 My awesome stuff ETA: 23 Feb <small>tomorrow</small>	 2 open tasks

Shipments map



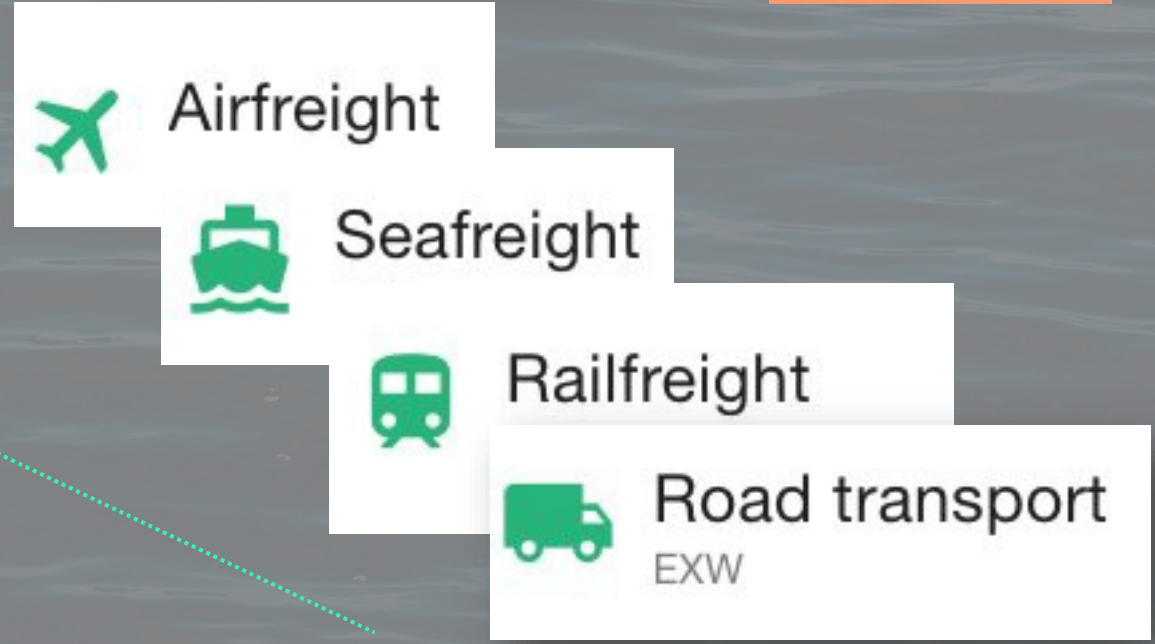
Step 6:

Ensure Optionality

Within your usual modality

In combination with other modalities

Cutoff	ETD	Days	ETA	Carrier	Notes
Feb 27	Mar 1	34 days	Apr 4	CMA CGM COLUMBA	Premium carrier
Mar 6	Mar 8	34 days	Apr 11	APL GWANGYANG	
Mar 19	Mar 21	35 days	Apr 25	CSCL STAR	
Mar 26	Mar 28	35 days	May 2	SEASPAN OCEANIA	Prone to delays



Step 7:

Follow Geopolitics

Climate, Taiwan, Trade Wars and Military Conflicts

Moving *first and fast* is a massive advantage



Make your Supply Chain more Resilient with **Cargoplot**

Visibility: Know what's happening across your shipments

Control: Data to make the right decisions, fast

Optionality: Flexibility to adapt when shocks hit



Connect with Me



**Maarten
de Reij**

CEO of Cargoplot

+31 6 10701454

maarten@cargoplot.com

